

DURABLE TWIN SHAFT SHREDDERS



JORDAN
REDUCTION SOLUTIONS

ADVANCED DESIGN & ENGINEERING IN EVERY JORDAN SHREDDEER

JRS® – Jordan Reduction Solutions – Builds Shredders To Handle The Most Severe Applications

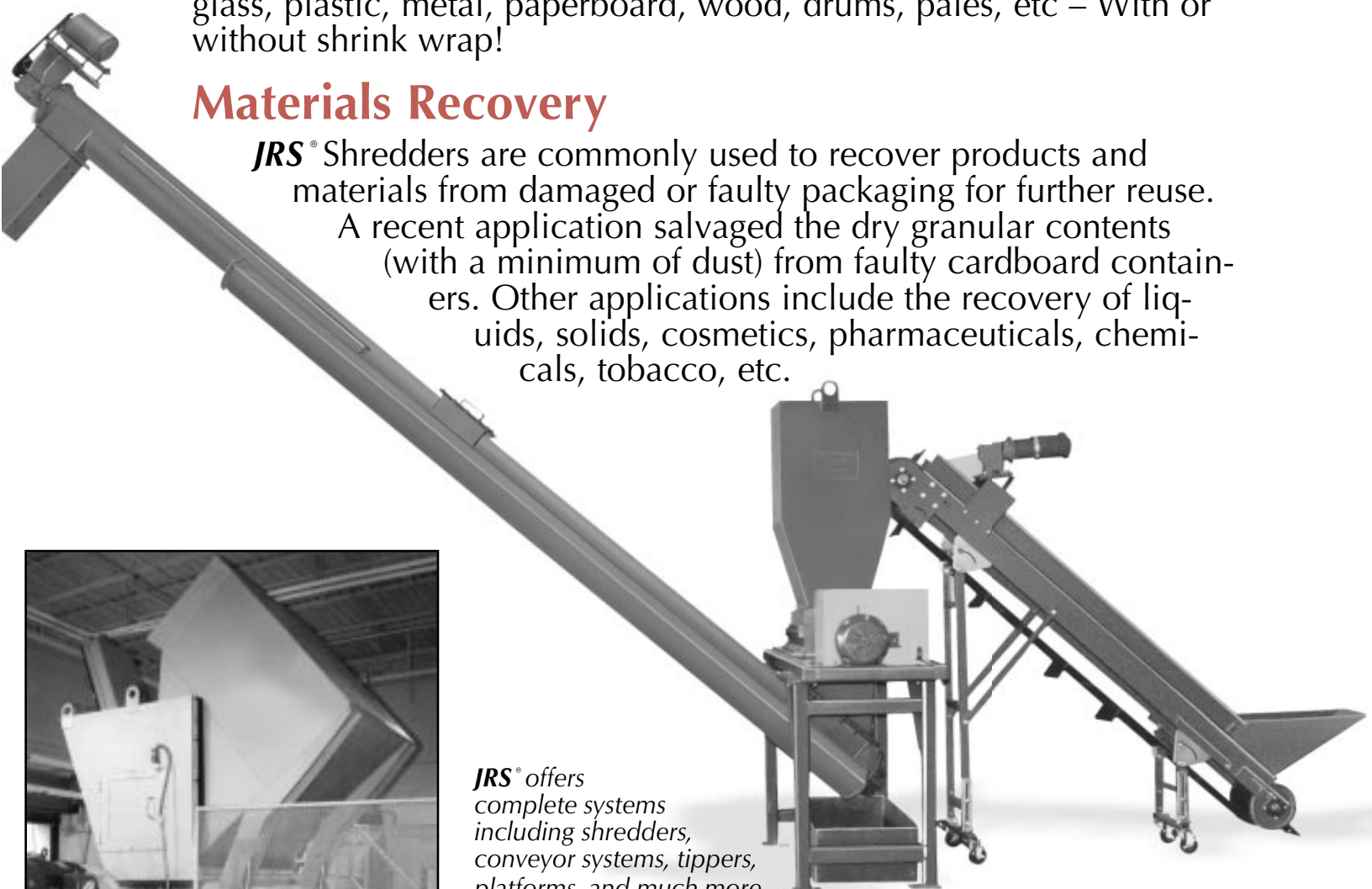
From the fabricated steel base to the hexagonal cutter shafts, all of Jordan's Shredder Components are engineered and constructed to handle your most rugged applications with long term reliability.

Product Destruction


Rugged and efficient, **JRS®** Shredders will destroy your packaged rejects, recalls, contaminated and outdated stock. Packaging can be of glass, plastic, metal, paperboard, wood, drums, pales, etc – With or without shrink wrap!

Materials Recovery

JRS® Shredders are commonly used to recover products and materials from damaged or faulty packaging for further reuse. A recent application salvaged the dry granular contents (with a minimum of dust) from faulty cardboard containers. Other applications include the recovery of liquids, solids, cosmetics, pharmaceuticals, chemicals, tobacco, etc.



JRS® offers complete systems including shredders, conveyor systems, tippers, platforms, and much more. This system is used for medical waste destruction



This system was designed for a major oil company to recover oil product from damaged 1-quart plastic bottles. The system includes a MS1714 Shredder, a flat belt infeed conveyor, and screw discharge conveyor with liquid/solid separation capability.




JORDAN REDUCTION SHREDDERS

JRS® manufactures a full-line of twin shaft shredders to meet specific application requirements ranging from volume reduction, product destruction to resizing of scrap/waste for further processing.

JRS® has efficient and reliable shredder models for low volume/small product requirements to high volume/large product requirements.

Also see our line of **Single Shaft Rotary Grinders**.



Combined Hook/Shear Blades

Knives are constructed from high alloy heat treated steel for extra long life. The application and product characteristics determine the blade design (blade width, number of hooks, hook reach). The positioning of the blades within the cutting chamber is also adjustable to obtain the optimum "rip-shear" action and end product size.

Overload Protection with Automatic Reversal

JRS™ Shredders include an electronic protection system to automatically stop and reverse the shredding action in the event of a system overload. The system allows the shredder to clear itself and then continues the shredding process, automatically.

Economical – From the low speed, high torque electromechanical drive to our unique cutting chamber design, Jordan's shredders are engineered for energy efficiency and low maintenance.

Simple Operation – With many automatic features, such as the reverse starting action to automatically clear the cutters.

Low Noise & Non-Ballistic – Low speed, high torque shredders operate at low noise levels without creating dust and flying particles.

Less Space & Easy Installation – Through modular design, our shredders adapt to the work area.

Low Maintenance – Using quality components, heavy duty design and fewer parts, Jordan's shredders are manufactured for trouble free operation and long-lasting reliability.



JRS™ patented cushion drive system absorbs minor shock loads and automatically stops the shredding action in the event a non-shreddable item is introduced into the cutting chamber.

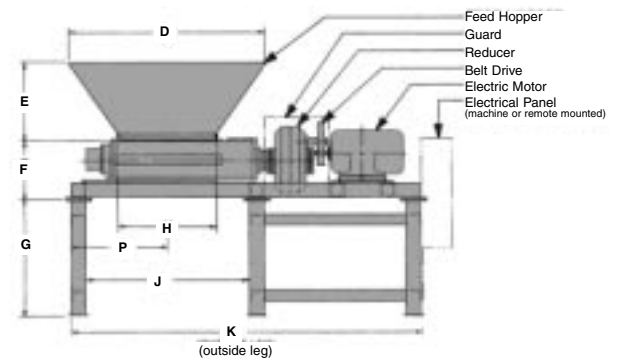
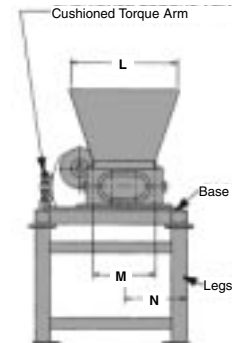
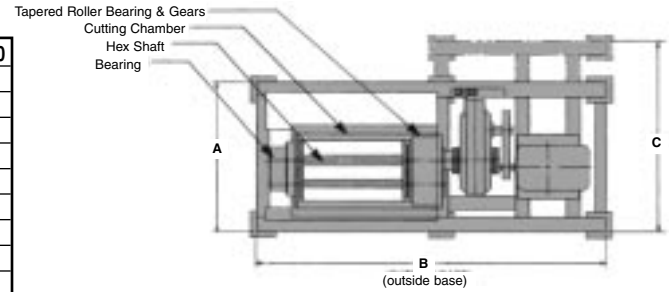


Geardriven, hexagonal cutter shafts designed for extra durability. Supported by tapered roller bearings.

SHREDDER SPECIFICATIONS & APPLICATIONS

SPECIFICATIONS

MODEL NO.		MS-1714	MS-2817	MS-4220	MS-4526	MS-5028	MS-5040	MS-6040
Width-Base	A	29	41	31 1/2	37	40	54	54
Length-Base	B	72	96	130	150	200	222	232
Width-Base	C	-	-	49	60	67	82	82
Hopper Length	D	42	54	64	45	60 1/4	49	49
Hopper Depth	E	20	22	22	24	24	24	24
Height Cutter Assembly	F	12 1/2	16	28	27 3/4	32	43 1/2	43 1/2
Height-Base	G	43	32	31	31	54	48 1/2	48 1/2
Discharge Length	H	17 1/4	27	46	45	50	49 1/2	59 1/2
Inside to Inside Legs	J	54	45	66	78	92	68	78
Overall Length at Base	K	60	96	130	144 1/2	190	228	238
Hopper Width	L	24	30	32	42	45	63	63
Discharge Width	M	14	17	19 1/2	26	28	40	40
Centerline Hopper	N	15 1/2	17	15 3/4	18 1/2	18 1/2	27	27
Centerline Hopper	P	21	26 1/2	45	53	58	44 3/4	44 3/4
Weight (lbs.)		1830	3450	4570	9000	22000	37000	39000
Motor H.P.		10	20	50	75	150	400	400



APPLICATIONS

MODEL NO.	MS-1714	MS-2817	MS-4220	MS-4526	MS-5028	MS-5040	MS-6040
Steel Turnings	X	X					
Alum. Turnings	X	X					
C.P.O. Paper	X	X	X	X			
Periodicals		X	X				
Car Tires				X	X	X	X
Truck Tires					X	X	X
General Paper	X	X	X	X	X		
Hospital Waste	X	X	X				
Aluminum Cans	X	X	X	X	X		
Cosmetics	X	X					
Pharmaceutical	X	X					
General Refuse			X	X	X	X	X
Wood Slabs				X	X	X	X
Plastics	X	X	X	X			
Glass	X	X	X				
Carpet	X	X	X	X	X	X	X

X MODEL MOST OFTEN SOLD FOR THIS APPLICATION


Recommendations based on average testing of type and quantity of material. Your shredder requirements may vary according to your specific needs.

Combination Systems with Control Logic

Sometimes the amount and characteristics of materials require a unique system. This system is composed of a mid-size shredder, which operates at low speed and high torque, starting the reduction process by reducing the material into uniform strips. The conveyor carries the material to the knife hog, operating at high speeds, reducing the material to the desired particle size depending on the screen size. This system was designed to reduce and reclaim rubber scrap, generated from a manufacturer providing components for the automotive industry. All systems are designed with a control logic which monitors the overall performance of the equipment.

We can lab test your material

Send us your material. Our experienced engineers will determine the type and size of equipment required to satisfy your specifications.



17" x 14" SHREDDER
Sizes to 60" x 40"

13 CSD
Hog
Grinder



P.O. BOX 170339 • 355 CLOW LANE • BIRMINGHAM, ALABAMA 35217
TOLL FREE 1-888-733-8248 • FAX 1-205-849-5075
E-MAIL sales@jordanreductionsolutions.com
www.jordanreductionsolutions.com